



MN Nylon Plug

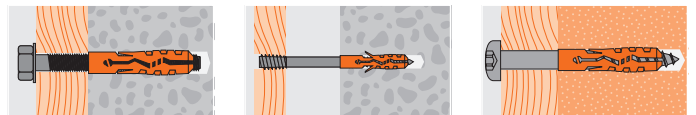


Applications

pictures, lamps, holders, profiles, substructures, electric switches, rails

Features

- Can be used with wood screws, chipboard screws and metric screws
- Suitable for use in most kinds of building materials, especially in solid building materials
- Knock-in protection prevents premature expansion while installing
- Holds the plug firm in the hole against rotation; guarantees immediate grip as the plug expands
- M-Teeth ensuring a complete radial expansion during screw insertion
- Prevent the plug from breaking open while inserting into the hole
- Made from high-quality polyamide PA6
- Pre installation or through fixing
- Indoor and outdoor applications



Technical Data

	Non-cracked concrete C20/25 tension load (kN)	Brick tension load (kN)	Lightweight Concrete tension load (kN)
MN 4	0.25	0.1	0.02
MN 5	0.35	0.2	0.04
MN 6	0.6	0.4	0.06
MN 7	0.7	0.55	0.07
MN 8	0.85	0.6	0.09
MN 10	1.4	0.8	0.2
MN 12	1.8	1.0	0.4
MN 14	2.6	1.3	0.5
MN 15	2.9	1.5	0.6
MN 16	3.2	1.7	0.6
MN 20	5.2	1.9	1.0

Reached with max. diameter wood screw / Safety factor of 5 is included / 1 kN ≈ 100 kg

Installation

